



Charles Sturt
University

Brand Guidelines

Version 3b: April 2023

Contents - click to navigate to each section

1. Drivers and attributes	4	3. Logo	34	4.14 Partnerships	63	9. Photography	92
1.1 Our role	5	3.1 Crest	35	4.15 Guidelines for partnerships	64	9.1 Photography style	93
1.2 Brand drivers	6	3.2 Primary logos	36	4.16 Partnership logo guidelines	65	9.2 Portraiture	94
1.3 Brand driver #1	7	3.3 Full version logo – horizontal	37	4.17 Standalone entities	66	9.3 Course themes	95
1.4 Brand driver #2	8	3.4 Full version logos – vertical left	38	5. Colours	67	9.4 Campus/facilities	96
1.5 Brand driver #3	9	3.5 Full version logo – centred	39	5.1 Colour palette	68	9.5 Human impact stories	97
1.6 Brand driver #4	10	3.6 Crest and wordmark detached	40	5.2 Colour palette pairing	69	9.6 Aerials/landscapes	98
1.7 Brand attributes	11	3.7 Clear space and logo size	41	5.3 Colour palette – design process example	70	10. Videography	99
2. Tone of voice	12	3.8 Clear space and logo size	42	5.4 Restricted colour applications	71	10.1 Watermark	100
2.1 Our voice	13	3.9 Clear space on graphic language	43	5.5 Incorrect use	72	10.2 Titles	101
2.2 Foundations of our voice	14	3.10 Clear space – crest and wordmark	44	6. Typography	73	10.3 Captions	102
2.3 Our audience	15	3.11 Clear space – logos	45	6.1 Headline typeface	75	10.4 End frames	103
2.4 Our name	16	3.12 Incorrect use	46	6.2 Body copy typeface	76	10.5 Exclusions	104
2.5 Tone of voice core idea	17	3.13 Logo placement examples	47	6.3 System typeface	77	11. Social media	105
2.6 How it fits in the sector	18	4. Brand architecture	48	6.4 Typography notes	78	11.1 Overview	106
2.7 Attributes in practice – personal	19	4.1 Introduction	49	6.5 Incorrect use	79	11.2 Writing for social media	107
2.8 Attributes in practice – lively	20	4.2 Masterbrand-led approach	50	6.6 Typography examples	80	11.3 Social branding	108
2.9 Attributes in practice – confident	21	4.3 Benefits of a masterbrand-led approach	51	7. Graphic language	81	11.4 Social photography	109
2.10 Attributes in practice – progressive	22	4.4 Masterbranded products, programs and services	53	7.1 Primary graphic language	82	11.5 Social videography	110
2.11 TOV framework	23	4.5 Guidelines for masterbranded products, programs and services	54	7.2 Secondary language – text holding box	83	11.6 Creating social media posts: brand checklist	111
2.12 What our voice is and isn't (dials)	24	4.6 Masterbrand variations and channel exceptions	55	7.3 Secondary language – supporting graphics	84	12. Print specs	112
2.13 TOV examples – Undergraduate prospectus	25	4.7 Masterbranded products, programs and services in application	56	7.4 Graphic language design examples	85	12.1 Paper stock	113
2.14 TOV examples – Undergraduate prospectus (cont.)	26	4.8 Strategic sub-brands	57	8. Iconography	86		
2.15 TOV examples – Corporate voice	27	4.9 Guidelines for strategic sub-brands	58	8.1 Iconography overview	87		
2.16 TOV examples – Corporate voice (cont.)	28	4.10 Strategic sub-brand logo construction and usage guidelines	59	8.2 Career area icons	88		
2.17 TOV examples – Undergraduate recruitment eDM	29	4.11 Strategic sub-brand logo example	60	8.3 Values icons	89		
2.18 TOV examples – Undergraduate recruitment eDM (cont.)	30	4.12 Strategic sub-brand variations and exceptions	61	8.4 Social and contact icons	90		
2.19 TOV examples – Postgraduate prospectus	31	4.13 Strategic sub-brands in application	62	8.5 Miscellaneous icons	91		
2.20 TOV examples – Postgraduate prospectus (cont.)	32						
2.21 TOV cheat sheet	33						

For assistance, logo requests and brand approvals, please email brand@csu.edu.au

Our brand is the crafted approach to how we communicate to people who we are, what we offer and what matters to Charles Sturt.

So our approach to brand isn't just a logo – it's deliberately guiding the expression of who we are. It proudly tells our story: the story of a dynamic university full of passionate people doing the things that really matter to create a world worth living in.

The Charles Sturt University brand has been developed through consultation and collaboration with students, staff and our communities. The result is a framework for clearly and consistently expressing who we truly are. It's built on our purpose and values and is defined by our drivers, attributes, tone of voice, logo, typography, imagery and colours.

To assist you to apply our brand, we've developed these handy guidelines. Here you'll find practical tools, explanations and tips for communicating the impact of what we do as an organisation to the world. Please consult these guidelines for all your communication inside and outside of our university.

That way, we will clearly communicate our brand and the power of the difference of Charles Sturt University.



Professor Renee Leon PSM
Vice-Chancellor and President

The Charles Sturt difference

Yindyamarra Winhanganha.* This is the ethos at the heart of everything we stand for, the belief that we can create a world worth living in.

To us, a world worth living in is a place that protects and values society's core needs. The security of our land and food. The health and education of our people. And clear and honest communication with ourselves and each other.

Charles Sturt University was founded on a quest to meet these fundamental needs. Since day one, we have empowered graduates to make the world a better place.

Because we believe in the difference one person can make. When we connect one person to their role for better, we make communities better. And when we make communities better, we create a world worth living in.

Charles Sturt University believes in the difference of one. Because the difference of one, can make a difference for many.

*The wisdom of respectfully knowing
how to live well in a world worth living in

The background of the slide is a solid orange color with a complex, repeating pattern of wavy, concentric lines that resemble a stylized wood grain or a topographical map. The lines are in various shades of orange, creating a sense of depth and movement.

1. Drivers and attributes

Our role

To be an education leader for Australia by empowering our communities with resilience, drive and the mindset to positively impact their world, and the world around them.

Brand drivers

Our brand drivers define our competitive edge.

Our brand drivers:

- provide a blueprint for how to achieve objectives
- are action oriented
- have direction (are qualified actions)
- inform how we should design and organise our communication
- are used as a collective
- help us communicate our overarching story.

Real connections

Make it worth it

Make it happen

Never stand still

Brand driver #1

Real connections

**Go deeper,
connect wider**

Contact does not equal connection. When we connect – whether students and staff or community and university – we go beyond establishing contact to create real and lasting connections. In an age of superficiality, we believe real connections must be honest, reliable and sincere. Strong connections are built from a shared interest, and buoyed by mutual understanding. We are connected to our environment, to knowledge and to our stakeholders. The connections we make aren't short term. We build real connections that go deeper than the surface, and wider than others can see.

Brand driver #2

Make it worth it

Find your purpose, play your part

It's our relentless focus on what matters that drives us. Because, if it's important to our communities and to us, we believe in it and we do it. That's why we were Australia's first carbon neutral university. That's why we've established groundbreaking and world-leading programs in health, education, medicine, agriculture, engineering, security and Indigenous knowledge. We're in the business of delivering life-changing experiences – enriching students' lives and equipping them with the skills they need to succeed in a demanding world. Skills they need to change that world for the better. It's the value of what we do that keeps us centred. And it's the potential impact we can have that drives us to find our part to play.

Brand driver #3

Make it happen

You can, here

A journey of a thousand miles begins with a single step. Start today. And get up again and continue tomorrow. It's up to you to find your first step. We're not afraid to take a step forward. Even if there's risk, we take positive action. Positive action leads to positive impact, and learning. As we act, we learn and grow wiser. We become more confident, and more able to reach our goal. Whether the action is big or small, we start today. Because a small step now will be the start of something bigger tomorrow.

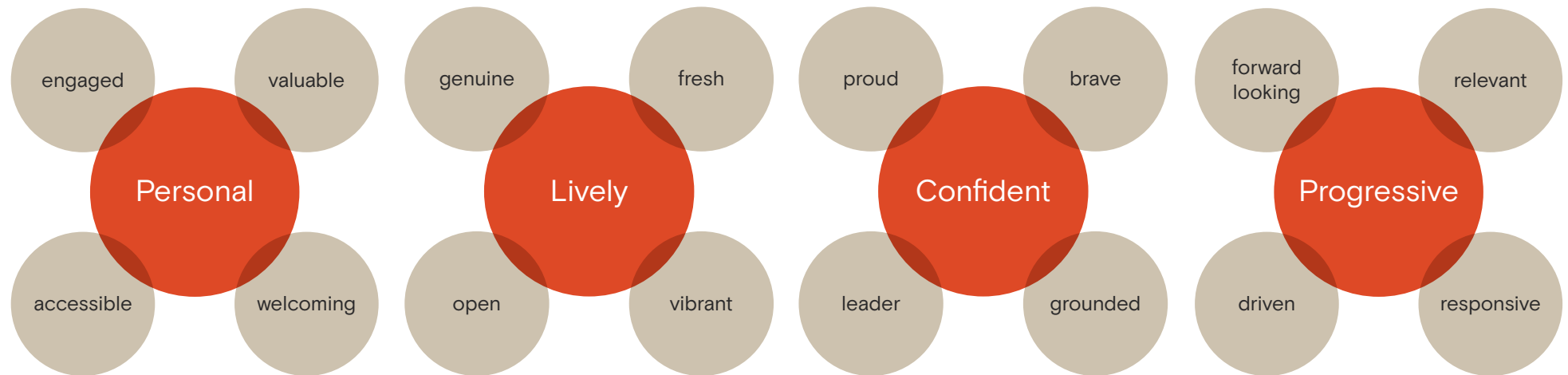
Brand driver #4

Never stand still

The world is changing, and so must we

Old certainties are falling away. Changes in our world, climate and technology mean we can no longer do things the way we used to. We love our land, our communities and our people. If we are to help lead them into the future, we must use our ability to learn, our knowledge, connections, research and innovation to look outside the boundaries of our world, and into the worlds of others. Across the globe, change is constant. What was accepted yesterday will be challenged tomorrow. What was once defined will be redefined. And just as the world continues to change, so will we. As we face the challenges of tomorrow, we will continue to harness change as a powerful force for the better.

Our four attributes



Theme 1
Seeking connection
Engaging, inclusive, authentic

Theme 2
More energy!
Momentum and vibrancy

Theme 3
Bring back the confidence
Bold, brave, proud

Theme 4
Proactive, not reactive
Forward-looking, responsive

The background of the slide features a complex, repeating pattern of blue lines and squares. The pattern consists of multiple layers of squares, some of which are slightly offset from each other, creating a sense of depth and movement. The lines are of varying thicknesses and are arranged in a way that suggests a grid or a series of nested shapes. The overall effect is a textured, geometric design in shades of blue.

2. Tone of voice

Our voice

Since day one, we have empowered graduates to make the world a better place. At Charles Sturt University, we're all about rolling up our sleeves and getting stuck in.

We're the doers; the practical hard workers who keep this country, and our world, moving forward. But while we're busy getting things done, it's important to make sure people know who we are and what we stand for.

One of the ways we can do this is through the way we write and talk – our tone of voice (TOV). We can use our communications to relay our messages, but also to bring our personality to life and connect with our audiences.

From advertising campaigns to corporate communications, if the tone is consistent, we'll reinforce the integrity of our character, values and beliefs.

The foundations of our voice

Practical progress

Our tone of voice starts with a simple idea: **practical progress**. It's not a tagline or campaign. It's an intention that runs beneath everything we say, write and do. A guiding light that helps us communicate with a consistent tone, style and story.

While this idea motivates our communication, our personality gives it colour.

We have a unique personality that sets us apart from other universities. A character that comes to life through our brand – the way we look, feel and talk – so that everything we do is recognisably Charles Sturt University.

Our personality is made up of four key attributes.

Personal
Lively
Confident
Progressive

Alongside practical progress, our core idea, these attributes are the foundation of our tone of voice.

Brand attributes



Our audience

Who do you think you're talking to?

It's an important question, and one we need to think about every time we sit down to write. An on-campus undergraduate student is very different to a business partner, or a member of the local community. Yet they are all part of our audience.

This is one of the reasons we have created a definitive tone of voice. So that we have a reference point for our communication that can stretch and adapt depending on who it is we're talking to.



Our name

ANU, SCU, UNE...

So many universities, so many letters.
We don't want to be like any other
university, lost in a sea of sameness.

So we're no longer going to refer to ourselves
as CSU. We are Charles Sturt University. And
occasionally, when we want to be brief and casual,
Charles Sturt.

Our full name is stronger than an abbreviation. It
has a straightforward confidence that leaves no
room for misinterpretation and clearly states our
position as an education leader.

Always use one of these versions of our name
whenever you refer to us, in writing or speaking.

Our core idea

Practical progress Real people making a real difference

It's about putting in the practical hard yards to actively create a world worth living in – for the greater good of our communities.

Why practical progress?

We embrace this spirit of practical progress because we're not just content to exist in a world worth living in. We want to do our bit to actively create it. And we know that takes more than forward-thinking or challenging ideas. It takes hard work.

We're proud to put in that work – to sit on the practical side of progress. To equip our students and ourselves with the skills that add genuine value to Australia and the world at large. To not only consider the 'what', but to get our hands dirty and deliver on the 'how' – while always being guided by the 'why' (our brand purpose).

We connect people in regional communities, major cities and further afield to the tools and resources they need to build their skills, expand their thinking, and make a real difference in their communities. We connect them to careers that reward through more than just salaries.

On the following pages, we've put together a practical guide on how to weave our personality attributes through your communications.

How it fits in the sector



Practical progress helps Charles Sturt University steer clear of the lofty ‘change the world’ sentiment of many of the G8 universities... without going all the way into nuts-and-bolts ‘hard graft’ simplicity.

By occupying the grounded and pragmatic area between, we’re giving Charles Sturt University some breathing room in a crowded space. We’re forming authentic connections with our audiences, always demonstrating progressive thinking with practical proof points, and embracing our down-to-earth Australian roots without becoming an overly familiar caricature.

It’s a space that few other universities can own the way Charles Sturt University can.

Attribute #1

Personal

Be refreshingly real

Our first priority? Forming real, one-to-one connections with our audience – whether they're walking onto a campus, or logging in from the other side of the world. And to help us do that, we always speak in an authentic, down-to-earth and welcoming way.

That means taking the hard work out of our language so that more people can understand what we stand for – and what we can do for them. If we wouldn't say it in a face-to-face conversation, we don't write it. And we know that even the simplest exercises – like using first-person pronouns and writing in the active voice – can make a massive difference.

We embrace our roots as a down-to-earth Australian university, but never go into a full 'Aussie as' caricature. Instead, we level the playing field – making it clear that we're on the same page as our audience. And using that as a consistent springboard for stronger, more human connections.



Attribute #2

Lively

Inspire excitement

We're excited about the ways we can create a world worth living in. And we want to make sure as many people as possible share the same energy and enthusiasm as we do.

So we always speak with an active, switched-on sense of momentum. We keep our sentences short and punchy. Our headlines are eye-catching and creative. And our ideas fresh and forward-thinking.

We steer clear of the long-winded and passive language of yesterday – without getting too lost in the 'what ifs' or 'how abouts' of tomorrow. After all, our ability to think big is always matched by our ability to get things done.

When anyone interacts with Charles Sturt University, it should be clear that we're a dynamic, inspired bunch – and we encourage our audience to share in that energy.



Attribute #3

Confident

Show them how it's done

Positive change is happening all across our university on any given day. And we reckon that counts for something. So we speak with a confidence that matches the great work that's being done (not to mention our 'consider-it-done' work ethic).

As a university that prefers to lead by example, we always have the proof points to back up a little boldness. It's not about courting controversy or disrupting the conversation for the sake of it. It's about showing the world exactly how we're creating a world worth living in – so that people sit up and take notice for the right reasons.

And while we're proud of where we've come from – and where we're headed – we're never overly boastful or arrogant. We stay grounded.

Attribute #4

Progressive

Make progress matter

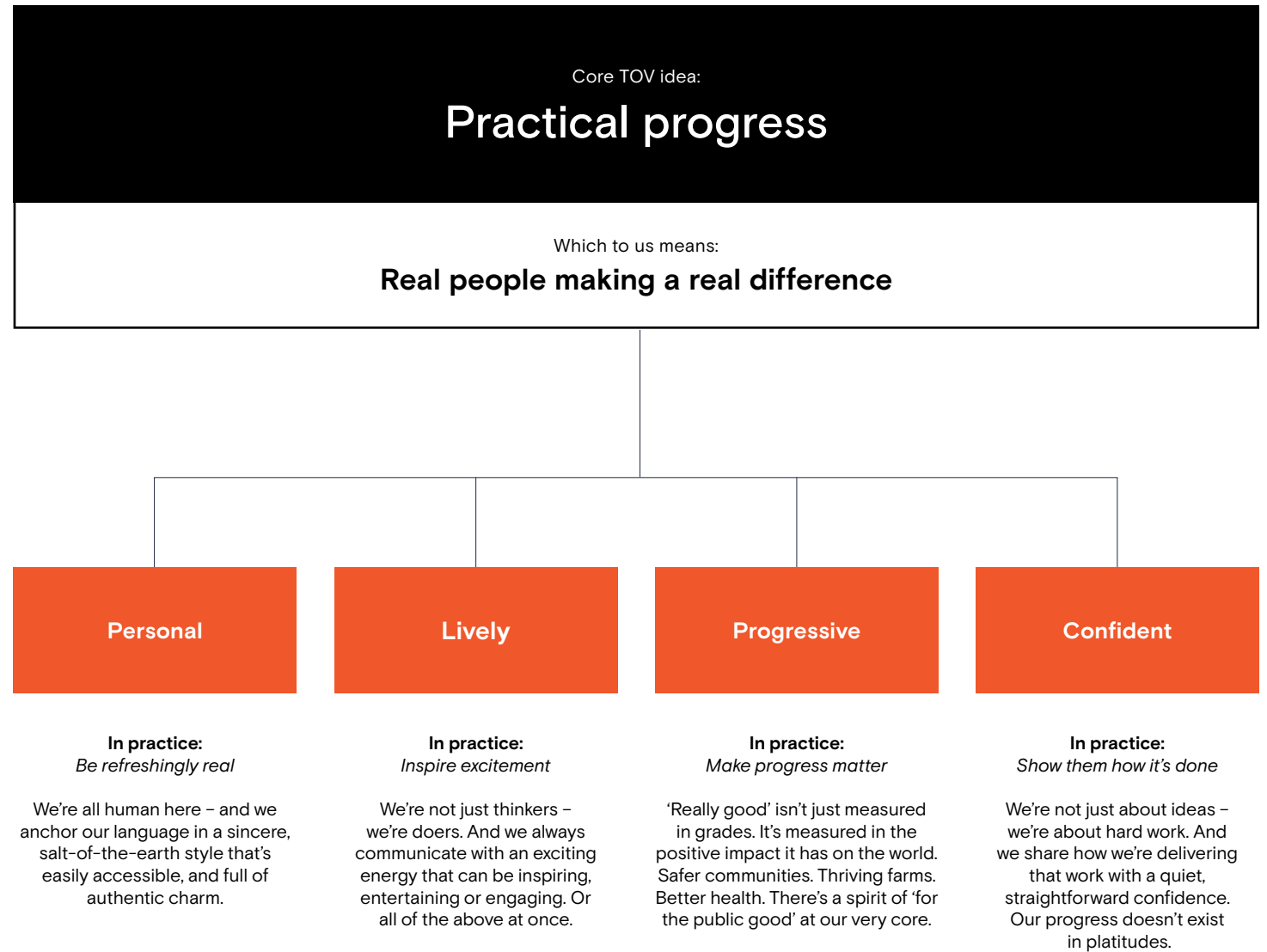
We're always looking ahead. Thinking of ways we can proactively make a difference – not just responding to the world's needs but anticipating them. Seizing opportunities as they pop up. And making it clear that every person is capable of making a difference.

At Charles Sturt, our progress is always grounded in practicality. In real-world stories, where results only mean something if we can make a difference in people's lives. So when we share those stories, we do so through a human lens.

For example, we wouldn't just share the details of an agricultural breakthrough. We'd hero the ways that breakthrough can benefit farmers in the industry or region. Or the Charles Sturt University researcher who made that breakthrough – and why it means something. We're not stuck in the past around here. We anticipate what's needed – and we make progress that means something for people.



How it all fits together



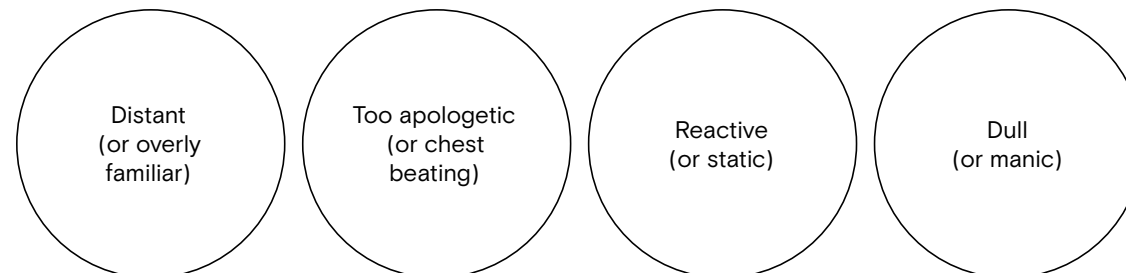
Find the right balance

Our tone of voice is informed by our four key personality attributes. But we don't have to give equal weight to all four at all times. It's a matter of fine-tuning the balance to fit the message, the audience and the channel you're writing for. Think of it like adjusting the dials on a dashboard – depending on your context, you turn each one up or down until you get the balance right. So if, for example, you're writing about a research finding, you would amplify the 'Progressive' and 'Confident' attributes. If it's a social media post for an on-campus event, you'd lead with 'Lively' and 'Personal'.

Charles Sturt University is:



Charles Sturt University isn't:



Sample 01

There's no single way to put 'practical progress' to work. Especially not when you consider the different channels we use to communicate – or the diverse audiences we're speaking to.

We've put together a range of samples to show you how you might fine-tune the balance on our attributes to suit your platform – without ever straying too far from the core idea that anchors our voice to the Charles Sturt University brand.

Key:

- Before TOV update
- After TOV update
- Notes

01

Undergraduate prospectus

Everyone is unique. That's why there are so many ways to get a place at Charles Sturt.

Let's work out the best way in to uni for you

Headings are not simply descriptive, but are an opportunity to draw people in with a personal connection with readers, showing we understand where they're at. Make them relatable.

We look beyond your ATAR, and recognise the unique attributes you can bring to our university. It's not always about exam results – at Charles Sturt it's also about who you are, what you want to achieve and your passion to make it happen.

Charles Sturt University is full of dedicated, open-minded students who want to work hard. They come from many different backgrounds, but what they all share is a passion to make good things happen.

Take the opportunity to weave in the core TOV idea of 'practical progress' where possible. Remind readers that this is a community of hard working people doing what it takes to make a better world.

So when it comes to getting a place here, we look at more than just your ATAR and exam results. We consider all the things that make you who you are, and the unique experience you have to offer. We're interested in what fuels you and what you want to achieve.

Make it personal. Give readers a sense that 'we see you'.

Access schemes

Other ways to open doors

We take into account any difficulties that might have affected your studies – such as finances, illness and legal issues – and can adjust your selection rank accordingly. If you are a sportsperson and your sporting commitments have affected your preparation for uni, you can apply for special consideration through the Elite Athlete Program.

We know life takes different turns for everyone. So if your studies have been impacted by difficult experiences – like financial troubles, legal issues or illness – we'll look into adjusting your selection rank. The same goes if you're a sportsperson whose time on the field or in the pool has made it hard to prepare for uni. Our Elite Athlete Program is another pathway for special consideration.

Make it simple and easy to understand with real conversational language.

Early offer

Get a head start here

You could receive an offer for a Charles Sturt course before you've received your ATAR. We recognise your passion and potential and will consider your academic achievements from Year 11 and your school's recommendation.

Your potential to do great things could lead to an offer from Charles Sturt University before you've even received your ATAR (we'll consider your Year 11 marks and school recommendation too).

Location (Regional) Adjustment

A home-grown advantage

If you're completing high school in a regional area, we'll automatically adjust your selection rank by five points.

Have you been completing high school in a regional area? We'll automatically adjust your selection by five points.

Ask direct questions to engage with readers.

Sample 01

Undergraduate prospectus

Undergraduate prospectus

We've dialled up the 'Personal' attribute, so that each student really feels as though Charles Sturt University has a plan – and a path – for them. Our 'Confident' and 'Lively' attributes back this up with a straightforward, can-do energy.

Before

Everyone is unique. That's why there are so many ways to get a place at Charles Sturt.

We look beyond your ATAR, and recognise the unique attributes you can bring to our university. It's not always about exam results – at Charles Sturt it's also about who you are, what you want to achieve and your passion to make it happen.

Access schemes
We take into account any difficulties that might have affected your studies – such as finances, illness and legal issues – and can adjust your selection rank accordingly. If you are a sportsperson and your sporting commitments have affected your preparation for uni, you can apply for special consideration through the Elite Athlete Program.

Early offer
You could receive an offer for a Charles Sturt course before you've received your ATAR. We recognise your passion and potential and will consider your academic achievements from Year 11 and your school's recommendation.

Location (Regional) Adjustment
If you're completing high school in a regional area, we'll automatically adjust your selection rank by five points.

After

Let's work out the best way in to uni for you.

Charles Sturt University is full of dedicated, open-minded students who want to work hard. They come from many different backgrounds, but what they all share is a passion to make good things happen.

So when it comes to getting a place here, we look at more than just your ATAR and exam results. We consider all the things that make you who you are, and the unique experience you have to offer. We're interested in what fuels you and what you want to achieve.

Other ways to open doors
We know life takes different turns for everyone. So if your studies have been impacted by difficult experiences – like financial troubles, legal issues or illness – we'll look into adjusting your selection rank. The same goes if you're an elite sportsperson or performer whose time on the field or in the pool has made it hard to prepare for uni. Our Elite Athlete Program is another pathway for special consideration.

Get a head start here
Your potential to do great things could lead to an offer from Charles Sturt University before you've even received your ATAR (we'll consider your Year 11 marks and school recommendation too).

A homegrown advantage
Have you been completing high school in a regional area? We'll automatically adjust your selection by five points.

Sample 02

Key:

- Before TOV update
- After TOV update
- Notes

Corporate voice

Strategic focus areas

Three pillars of progress Our strategic goals

To reinforce a sense of confidence and self-belief, we talk about our 'goals' rather than 'focus areas' – it's not about what we want to achieve, but what we will achieve.

Our students

Our students have a strong sense of belonging and connectedness to their university. They will receive a high-quality, flexible learning experience that fits around their life and their aspirations.

Our students

We connect students to a university experience that suits their lives and their ambitions – whether they're studying on campus, in Australia or further abroad. As part of a community of hard-working, bright-minded people, they'll gain the skills, knowledge and networks to turn what they've learned into the way they work. Every one of our students' time with us should be the beginning of an exciting career – where making a positive impact is part of going to work.

Make corporate communications human by talking to the hopes and dreams of our students – as individuals as well as pupils.

Evoke a progressive mindset by drawing connections to the future, as well as the present.

Our communities

We are a university of the land and people of our regions. We have a critical role in building strong, vibrant regional communities with intellectual capital, social capital and infrastructure.

Our communities

The regional communities we're based in have never just been a place for us to lay physical foundations. They're a part of our identity as a university. Our students and staff call them home – and even those of us working remotely feel the same commitment to creating stronger, more vibrant communities.

We use social capital, intellectual capital and infrastructure to make that happen.

Give corporate language a human energy and reinforce our proactive forward-looking approach.

Our internal capabilities

Ourselves

Avoid corporate jargon. Use clear and simple human language.

To remain true to our mission and achieve our strategic objectives for our communities, our students and ourselves, we need to evoke our capacity and workforce to develop a strong university that has the organisational culture, workplace capability and agility to adapt and thrive in a continually changing environment.

To meet the strategic objectives we're striving towards, we need to be a stronger, more agile university. And we continue to challenge ourselves to evolve our capabilities and our workforce – approaching our own organisation with the same drive we encourage in our students.

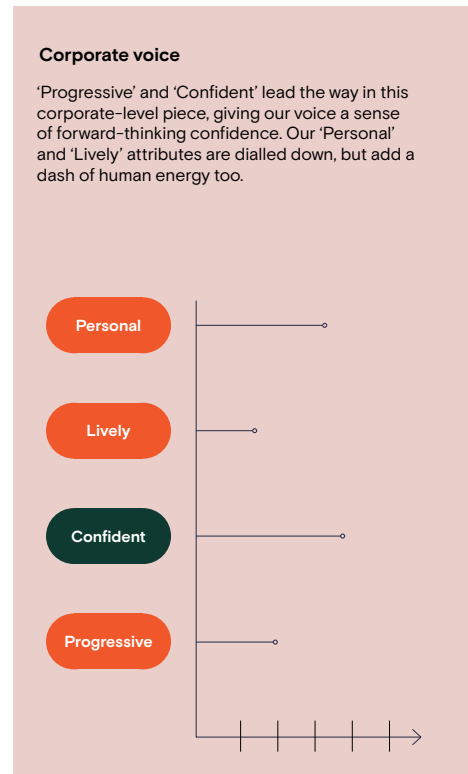
Progress starts within.

Give all corporate language a strong sense of our confident, progressive spirit.

02

Sample 02

Corporate voice



Before

Strategic focus areas

Our students
Our students will have a strong sense of belonging and connectedness to their university. They will receive a high-quality, flexible learning experience that fits around their life and their aspirations.

Our students will graduate with the knowledge, skills, attitudes and professional networks for a meaningful life and a successful career.

Our communities
We are a university of the land and people of our regions. We have a critical role in building strong, vibrant regional communities with intellectual capital, social capital and infrastructure.

Our internal capabilities
To remain true to our mission and achieve our strategic objectives for our communities, our students and ourselves, we need to evoke our capacity and workforce to develop a strong university that has the organisational culture, workplace capability and agility to adapt and thrive in a continually changing environment.

After

Three pillars of progress
Our strategic goals

Our students
We connect students to a university experience that suits their lives and their ambitions – whether they're studying on campus, in Australia or further abroad. As part of a community of hardworking, bright-minded people, they'll gain the skills, knowledge and networks to turn what they've learned into the way they work.

Every one of our students' time with us should be the beginning of an exciting career – where making a positive impact is part of going to work.

Our communities
The regional communities we're based in have never just been a place for us to lay physical foundations. They're a part of our identity as a university. Our students and staff call them home – and even those of us working remotely feel the same commitment to creating stronger, more vibrant communities.

We use social capital, intellectual capital and infrastructure to make that happen.

Ourselves
To meet the strategic objectives we're striving towards, we need to be a stronger, more agile university. And we continue to challenge ourselves to evolve our capabilities and our workforce – approaching our own organisation with the same drive we encourage in our students.

Progress starts within.

Sample 03

Undergraduate recruitment eDM

Key:

- Before TOV update
- After TOV update
- Notes

Title: You've got this, Sam

Subject: We're ready when you are, Sam.

Create a sense of immediacy and instill confidence. Establish a personal relationship through a one-to-one conversation.

Good call, Sam:

It's go time.

Use verbs to weave in a feeling of proactivity.

The best way to get what you want is to get what you need – experience and qualifications.

We can help you with those. At Charles Sturt University, we're not here just for our fantastic facilities, amazing teachers and great coffee.

Getting a job. Kickstarting a career. Making a mark. They're the reasons most of us go to uni (although there are always one or two students just there for the coffee).

Try to write from the reader's point of view. Position the information in terms of what it means for them, rather than what it means for the university.

We're here to get you a job. One that you actually want.

That's why our courses are full of hands-on experience in real-world facilities, so you'll graduate ready to start earning in your chosen profession. With Charles Sturt University by your side, you may even get the job before you graduate.

Why wait until you graduate?

When it comes to getting out in the world, we prefer to get the ball rolling from day one. So along with top teachers and slick new study spaces, Charles Sturt University gives you plenty of hands-on experience in real-world facilities. It's par for the course – whatever course you choose to sink your teeth into.

You won't just be ready to start looking for a job when you finish studying. You'll be ready to start doing awesome work. You might even have that first gig before you've graduated.

Break text up into bite-sized paragraphs with headings, for easy navigation and easy digestibility.

Don't forget to update your school email address to your personal email address.

Save even more brain space by letting Charles Sturt University send you all the information you need.

Simply log in and update your details through UAC or VTAC, so we can make sure your offer and extra info reaches you.

We'll do the work for now, though. Just log in and update your school email address to your personal account through UAC or VTAC. We'll send you all the info you need. And hopefully an offer too.

Then it's time to get to work. And that's when things get really interesting.

03

Sample 03

Undergraduate recruitment eDM

Undergraduate recruitment eDM

For this audience and channel we've dialled up all our attributes – with 'Lively' and 'Confident' leading the way to maintain an energetic and engaging spirit throughout. Our 'Personal' and 'Progressive' attributes make the sense of possibility in the messaging mean something for each individual reader.

Attribute	Relative Strength
Personal	High
Lively	Very High
Confident	Very High
Progressive	Medium

Before

Title: You've got this, Sam

Good call, Sam.

The best way to get what you want is to get what you need – experience and qualifications.

We can help you with those. At Charles Sturt University, we're not here just for our fantastic facilities, amazing teachers and great coffee.

We're here to get you a job. One that you actually want.

That's why our courses are full of hands-on experience in real-world facilities, so you'll graduate ready to start earning in your chosen profession. With Charles Sturt University by your side, you may even get the job before you graduate.

Don't forget to update your school email address to your personal email address.

Save even more brain space by letting Charles Sturt University send you all the information you need. Simply log in and update your details through UAC or VTAC, so we can make sure your offer and extra info reaches you.

After

Subject: We're ready when you are, Sam.

It's go time.

Getting a job. Kickstarting a career. Making a mark. They're the reasons most of us go to uni (although there are always one or two students just there for the coffee).

Why wait until you graduate?
When it comes to getting out in the world, we prefer to get the ball rolling from day one. So along with top teachers and slick new study spaces, Charles Sturt University gives you plenty of hands-on experience in real-world facilities. It's par for the course – whatever course you choose to sink your teeth into.

You won't just be ready to start looking for a job when you finish studying. You'll be ready to start doing awesome work. You might even have that first gig before you've graduated.

We'll do the work for now, though
Just log in and update your school email address to your personal account through UAC or VTAC. We'll send you all the info you need. And hopefully an offer too.

Then it's time to get to work. And that's when things get really interesting.

Sample 04

Postgraduate prospectus

Key:

- Before TOV update
- After TOV update
- Notes

Doing a research degree

Be part of something great

Create real one-to-one connections with our audience; appeal to their aspirations.

~~If you want to contribute new knowledge to the world, you've come to the right place. Charles Sturt University is committed to excellence in research, identifying and supporting projects that allow internationally competitive research and research training.~~

Undertake a research degree at Charles Sturt University, and you'll be joining a community of forward-thinking doers. People whose hard work helps shape a better future.

You'll be contributing new knowledge and developing new ways of doing things. It's your opportunity to have a positive impact not only on how we understand the world, but also on how we live and work within it.

Write from the point of view of the audience (students) rather than the university.

Link back to the idea that every one of us can make a difference.

Try to weave in a proactive focus on the future wherever possible, and on how the information is meaningful to students.

What can you expect?

Break text up into bite-sized paragraphs with headings, for easy navigation.

Use questions to engage with readers, creating a conversation, a one-to-one connection.

A research degree is an opportunity to delve deep into an area that's important to you.

Make it personal and relevant – think about the reader's personal motivations/ what's meaningful to them.

You'll look at existing literature, participate in research workshops and conduct independent, unique research to uncover new knowledge.

You'll work with a dedicated supervisor to formulate an original project, and they will guide you through the research process. You'll also be plugged in to a network of researchers and industry experts to collaborate on theoretical and applied projects.

Access scholarships

Break text up into paragraphs with headings, use verbs to engage and connect with the reader.

Domestic postgraduate research candidates at Charles Sturt may be offered a Research Training Program (RTP) Scholarship. These scholarships are funded by the Australian Government and are used by the university to offset your tuition fees so that you may receive free research training.

Include references to the future and being forward-looking.

Places for exchanging knowledge

Use headings to evoke the meaningful personal benefits, rather than just being factually descriptive.

Besides world-class facilities across our campuses, we have four dedicated research centres that bring academics, industry, community and students together.

04

Sample 04

Postgraduate prospectus

Postgraduate prospectus

Few areas of Charles Sturt University offer the chance to dial up our ‘Progressive’ attribute like when we’re talking about our research. Which is why this attribute has been dialled almost all the way up. It’s supported with our ‘Confident’ attribute to link that progress to real work, while our ‘Personal’ and ‘Lively’ attributes have been dialled up to maintain our human authenticity and energy.

The diagram shows a vertical scale with four attributes: Personal, Lively, Confident, and Progressive. Each attribute has a horizontal line with a dial indicator. The Progressive attribute is at the maximum level (indicated by a tick mark at the far right), while the other attributes are at lower levels (indicated by tick marks further to the left).

Before

Doing a research degree

If you want to contribute new knowledge to the world, you’ve come to the right place. Charles Sturt University is committed to excellence in research, identifying and supporting projects that allow internationally competitive research and research training.

A research degree involves completing literature reviews, participating in research workshops and conducting independent, unique research to uncover new knowledge. You will work with a dedicated supervisor to formulate an original project, and they will guide you through the research process. You will be plugged into a network of researchers and industry experts to collaborate on theoretical and applied projects.

This is your opportunity to shape the future of knowledge.

Domestic postgraduate research candidates may be offered a Research Training Program (RTP) Scholarship. These scholarships are funded by the Australian Government and are used by the university to offset your tuition fees so that you may receive free research training.

Dedicated Research Centres

Besides extensive world-class facilities across our campuses, we have four dedicated research centres that bring academics, industry, community and students together.

After

Be part of something great

Undertake a research degree at Charles Sturt University, and you’ll be joining a community of forward-thinking doers. People whose hard work helps shape a better future.

You’ll be contributing new knowledge and developing new ways of doing things. It’s your opportunity to have a positive impact not only on how we understand the world, but also on how we live and work within it.

What can you expect?

A research degree is an opportunity to delve deep into an area that’s important to you. You’ll look at existing literature, participate in research workshops and conduct independent, unique research to uncover new knowledge.

You’ll work with a dedicated supervisor to formulate an original project, and they will guide you through the research process. You’ll also be plugged in to a network of researchers and industry experts to collaborate on theoretical and applied projects.

Access scholarships

Domestic postgraduate research candidates at Charles Sturt may be offered a Research Training Program (RTP) Scholarship. These scholarships are funded by the Australian Government and are used by the university to offset your tuition fees so that you may receive free research training.

Places for exchanging knowledge

Besides world-class facilities across our campuses, we have four dedicated research centres that bring academics, industry, community and students together.

Our TOV cheat sheet

Here's a quick reminder of the tools we use to deliver on-brand comms.

Ready to put our voice to work?

Now that you're familiar with the idea of practical progress – and the tools to help bring it to life – it's time to start applying it to your communication. If you get stuck, the brand team is here to help. Get in touch by emailing brand@csu.edu.au

Be refreshingly real – Personal

Have you:

- **Taken the hard work out of it...**
without losing your key messages along the way.
- **Spoken like a real person...**
but not been overly familiar.
- **Embraced our Aussie spirit...**
and avoided going full 'ocker'.

Inspire excitement – Lively

Have you:

- **Approached things with a fresh perspective...**
without getting too complicated.
- **Kept your sentences short and snappy...**
but not come across as abrupt.
- **Had fun with your headlines...**
without getting too silly or 'punny'.

Show them how it's done – Confident

Have you:

- **Found proof points to back yourself...**
but avoided getting bogged down in details.
- **Shown pride in what we've achieved...**
while steering clear of chest-beating.
- **Made a bold statement where appropriate...**
and not just to be controversial.

Make progress matter – Progressive

Have you:

- **Solved an audience's problem or answered their question...**
without being overly reactive.
- **Shared the positive changes we're making...**
while giving it some real-world, human context.
- **Shown how we're looking forward...**
without losing sight of what's important today.

3. Logo

Crest

A contemporary evolution of the original coat of arms that takes pride in Charles Sturt University's heritage and where we are headed. The lively repeated line work reflects a human ripple effect through social impact.

Three rivers

Representing Captain Charles Sturt's spirit of exploration and discovery. A symbol of the location of our foundation campuses.

The field

Symbolic of Charles Sturt University's agricultural heritage.

The book

Representing Sturt's tradition of learning and inquiry; a seeking or request for truth, information or knowledge.



Crest and wordmark

A typeface that connects the past to the future - a modern and timeless serif style.



Charles Sturt
University

Primary logos




Horizontal
Charles Sturt University logo



Vertical left-aligned
Charles Sturt University logo



Vertical centre-aligned
Charles Sturt University logo




Crest and wordmark (detached)
Charles Sturt University logos

Horizontal logo

The horizontal logo is to be used alongside left-aligned content and set to the left-hand side of formats. The proportions and structure are not to be altered in any way.

The space between the crest and the wordmark equates to 35 per cent of the width of the crest.



Clear space
Width of
crest at 75%



Vertical logo, left-aligned

The vertical left-aligned logo is to be used alongside left-aligned content and set to the left-hand side of formats. The proportions and structure are not to be altered in any way.

The space between the crest and the wordmark equates to 25 per cent of the width of the crest.



Charles Sturt
University

Clear space
Width of
crest at 75%




Vertical logo, centred

The vertical centre-aligned logo is to be used alongside centre-aligned content and set to the left-hand side of formats. The proportions and structure are not to be altered in any way.

The space between the crest and the wordmark equates to 20 per cent of the width of the crest.



Clear space
Height of
crest at 75%



Crest and wordmark detached

Only separate the wordmark from the crest in consultation with the brand team (brand@csu.edu.au) and follow the guides on the right side of this page (samples A and B).



Charles Sturt
University

(or)

Charles Sturt
University

Sample A (using left-aligned wordmark)




Charles Sturt
University 65% A


Sample B (using centred wordmark)



Charles Sturt
University 35% B



The space between the crest and the page edge should be the width of the crest at 75%.



The space between the wordmark and the page edge should be the height of the crest at 30%.

A4, A5 clear space and logo size

This is a guide for working out the correct logo size and clear space for A4 portrait and landscape layouts. Use these as a guide for scaling up or down for desired alternate page sizes.

Clear space
75% width of crest

Logo size
1/3 width of
A4 portrait



Logo size
1/3 width of
A4 portrait

Clear space
75% width of crest

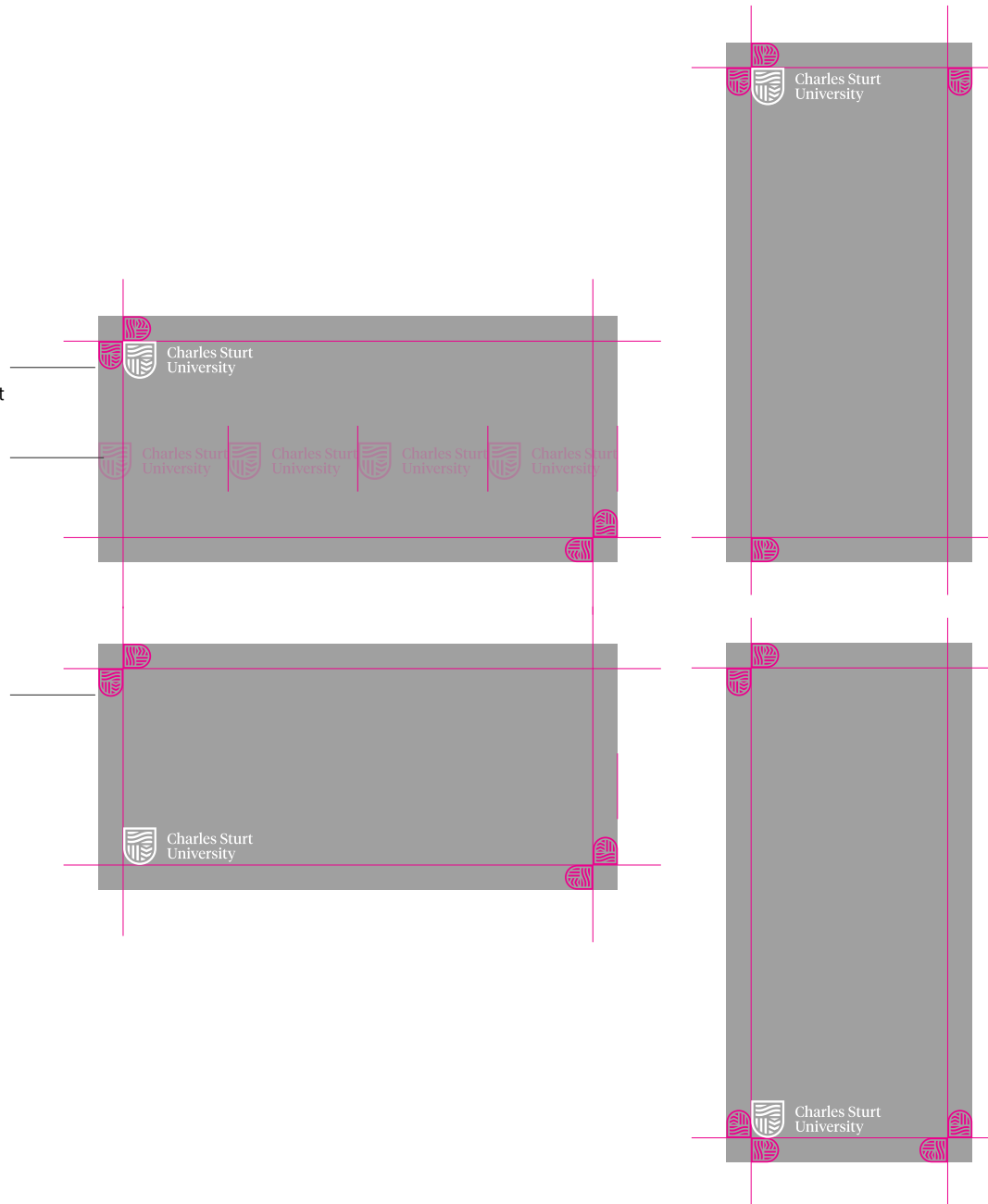


DL clear space and logo size

This is a guide for working out the correct logo size and clear space for DL landscape and landscape layouts. Use these as a guide for scaling up or down for desired alternate page sizes.

Clear space
75% width of crest

Logo size
1/4 width of
DL landscape



Clear space on holding boxes

Framing rules


The holding box around the logo has a clear space equal to the height of the crest at 35 per cent.

The clear space around the text box is 1/4 of the cap height.



x = 

x = 'C'



Clear space and minimum size – crest and wordmark

Crest

The height of the crest dictates the amount of clear space required. The clear space equals 50 per cent of the height of the crest. This is strictly the minimum clear space allowed in any application. The clear space rule is in place to retain legibility when applying Charles Sturt University crest.

Minimum size – print
5mm high

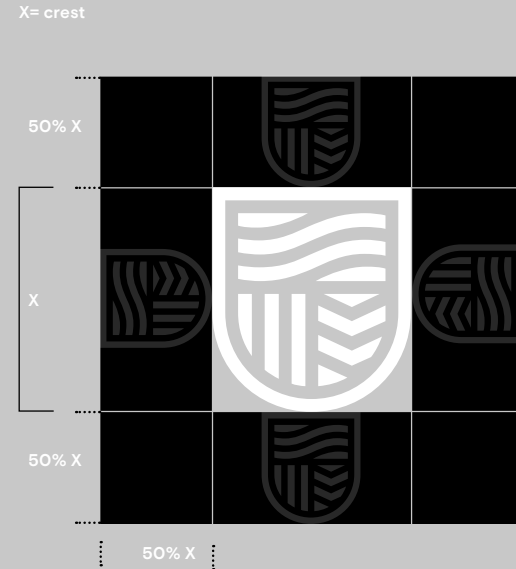
Minimum size – digital
40px high

Detached wordmarks

The height of the capital 'U' dictates the amount of clear space required. The clear space equals 1x height of the 'U'. This is strictly the minimum clear space allowed in any application. The clear space rule is in place to retain legibility when applying wordmark.

Minimum size – print
5mm high

Minimum size – digital
50px high



Minimum size – print

Minimum size – digital



Note: Logos are not to scale.

X='U'



Minimum size – print and digital



Minimum size – print and digital



Clear space and minimum size — logos

The height of the Charles Sturt University full version logo dictates the amount of clear space required. The clear space equals 1/2 x or 1 x the logo height. This is strictly the minimum clear space allowed in any application. The clear space rule is in place to retain legibility when using any Charles Sturt University logo.

Full version - horizontal
 Print: 30mm wide
 Digital: 80px wide

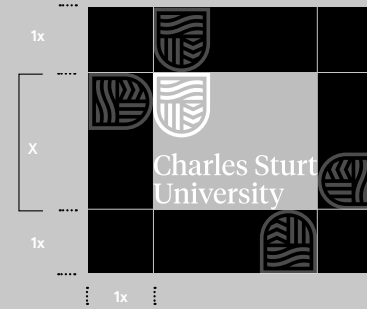
Full version - left-aligned
 Print: 20mm wide
 Digital: 40px wide

Full version - centred
 Print: 15mm wide
 Digital: 40px wide

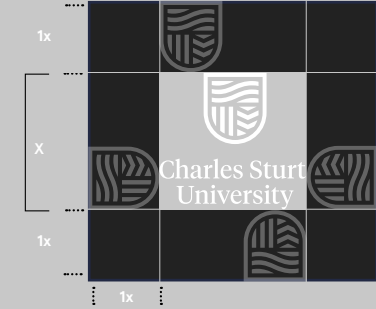
Full version logo - horizontal



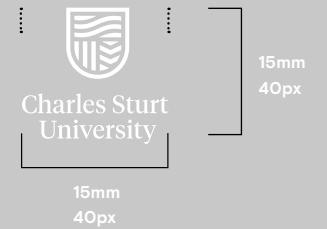

Full version logo - left-aligned



Full version logo - centred



Minimum size - print and digital




Note: logos are not to scale.

Incorrect use


Select the appropriate logo for your Charles Sturt University application and use only the provided logo artwork.

Do not rotate, stretch, recolour outside of the colour palette, alter type or outline the logo.

Do not modify the lock-up



Do not modify the lock-up



Do not outline



Do not modify the 'Charles Sturt University'



Do not use colours outside of the brand palette



Do not skew any elements



Do not rearrange any elements



Do not stretch or scale any part individually



Use current logo assets



Do not use over busy imagery



Do not use over busy imagery



Do not use over washed out backgrounds




Logo placement examples

Flexible logo placement is used across Charles Sturt University applications. The examples to the right show the logo positioning and placement, on top of graphics and photography.

The clear space rule must be observed.

The detached crest and wordmark utilised on a cover over full-bleed imagery.



The vertical centre-aligned logo used within the content holding device over full background concentric pattern.



The detached crest and wordmark centre-aligned over full-bleed image to hero the brand with placement of the strong crest.





4. Brand architecture

What is the Charles Sturt brand architecture?

Our brand architecture is the strategy that determines how we categorise and brand our products, programs, services, strategic sub-brands and partnerships to ensure they exist harmoniously under the Charles Sturt masterbrand.


Our brand architecture plays an important role in creating a sustainable and distinct brand.

- Defines areas of strategic focus and aligns our products, programs and services to the Charles Sturt University masterbrand.
- Identifies the strategic sub-brands that we will invest in to drive equity and reputation.
- Creates consistency and efficiencies through consolidation, ensuring our products, programs, services, sub-brands and partnerships all serve a strategic purpose.
- Contextualises our offerings - explaining why they are part of Charles Sturt University.

Our brand architecture is masterbrand-led

Our brand architecture enables our products, programs, services, strategic sub-brands and partnerships to maximise the equity, value and reputation of our brand, through their strong relationship with our masterbrand.

This masterbrand-led approach applies our brand guidelines to the visual representation and naming of our products, programs and services, strategic sub-brands and partnerships wherever fonts, graphics or colours are used. While there may be slight variations of visual treatment for strategic sub-brands or specialised offerings, these will always be influenced by the masterbrand.



Our masterbrand-led approach

We have a single-brand focus. All masterbranded products, programs and services, strategic sub-brands and partnerships share the same visual identity.

Benefits of a masterbrand-led approach

- ✓ Strengthens attribution and recall of the Charles Sturt University brand.
- ✓ Builds greater equity in the core brand over time.
- ✓ Elevates areas of strategic focus and expertise.
- ✓ Creates greater impact by cutting through the noise.
- ✓ Enables efficiencies by streamlining our brand representations in market.
- ✓ Reduces the number of visual assets and templates to manage.

Brand architecture categories

Across Charles Sturt University we've categorised more than 100 programs and services into three categories.

- Masterbranded products, programs and services
- Strategic sub-brands
- Partnerships

Masterbranded products, programs and services

Our organisational default is masterbranded products, programs and services, to ensure impact and attribution for the university brand is maximised.

All primary Charles Sturt University products, services, programs and operations fall into this category and as such will comply with our brand guidelines, unless there is a strong strategic rationale otherwise.

Criteria for masterbranded products, programs and services

- ✓ Fully owned by Charles Sturt University or an entity permitted to use core masterbrand assets.
- ✓ Would not be able to operate/exist if not a part of the university.
- ✓ A foundational internal division or service.
- ✓ Represents a singular program or activity, e.g. an event such as orientation.
- ✓ A key on-campus offering set up primarily to serve students, staff or visitors to the university, e.g. cafés, general stores.

Guidelines for masterbranded products, programs and services

Name

- Masterbranded products, programs and services must have a succinct name that is descriptive, clear and meaningful. Acronyms are not to be used.
- A functional descriptor may be added to the name, to ensure the purpose of the product, program or service is clear, e.g. program, division, service/s, hub.
- The words 'Charles Sturt University' do not need to be included in the name of the product, program or service if it will only be referenced within the university environment (e.g. on a Charles Sturt University web page that will have the masterbrand logo on it). If the product, program or service is being referred to in a non-Charles Sturt University environment, the preference is to use the name of the university followed by the product, program or service name for first use and the name of the product, program or service only thereafter (e.g. 'The Charles Sturt University Earn as You Learn program equips students to find part-time work. Earn as You Learn provides students with coaching...')
- Masterbranded product, program and service names must be treated as proper nouns, using title case. Names must not be a neologism, e.g. Study Link is correct, StudyLink is not correct.

Logo

- The Charles Sturt University logo is to be used.
- Masterbranded products, programs and services are to be referred to 'in name' in headings, text and copy only – no logo lock-ups of any kind are allowed.

Design and colours

- Core brand templates, including fonts, graphics and colour palette are to be used for all internal and external communication.
- The Charles Sturt colour palette rules are to be applied. Do not adopt a specific colour scheme.

Content

- When referring to masterbranded products, programs and services in body copy, use the name in full in the first instance, e.g. 'Charles Sturt University Student Central', and thereafter you may use the shortened name, e.g. 'Student Central'.

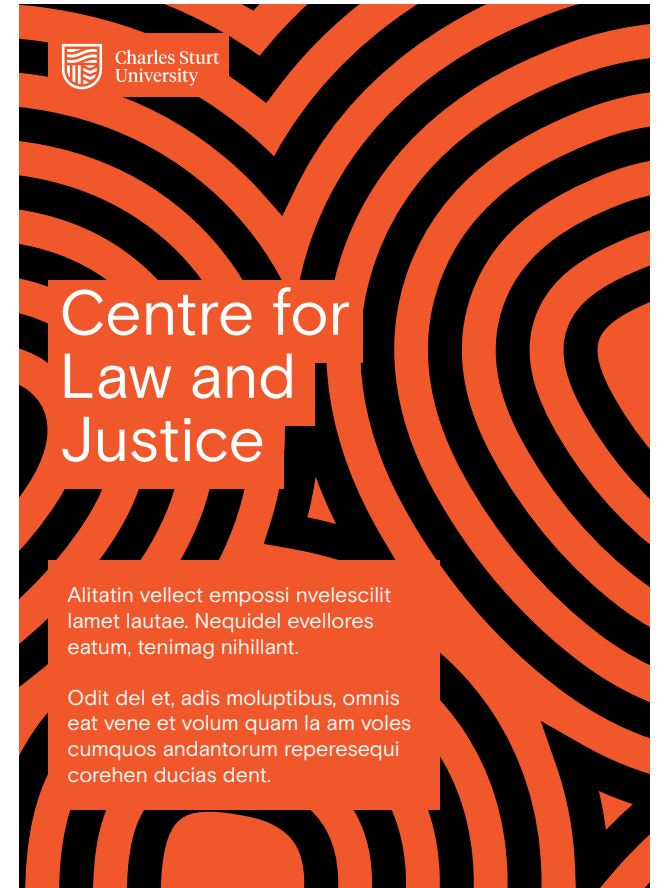
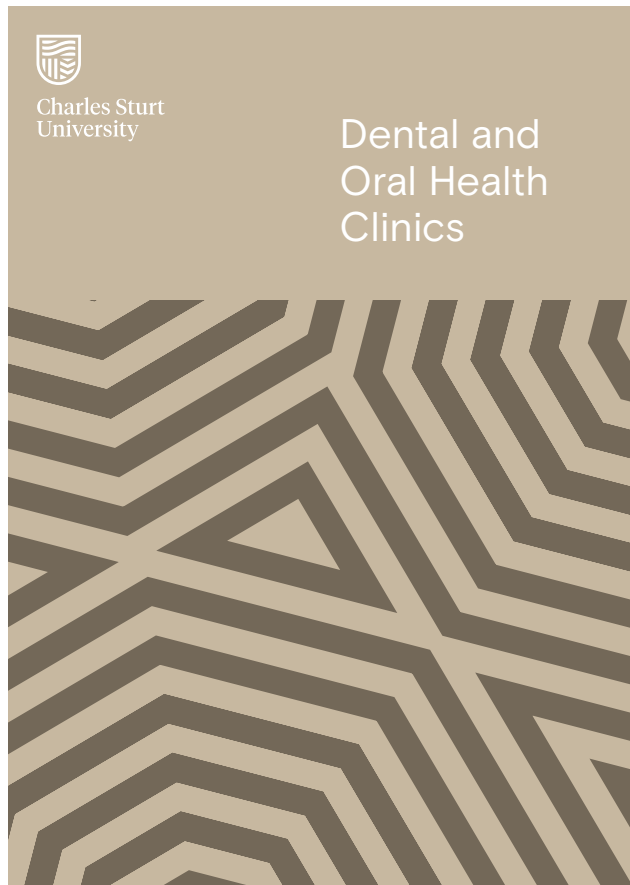
Variations and exceptions to masterbranded products, programs and services

Wherever possible we avoid variations and exceptions for masterbranded products, programs and services. There are limited scenarios where it may not be appropriate for the Charles Sturt University masterbrand to be used. These are determined on a case-by-case basis and must be approved by brand@csu.edu.au

Internal communication

- Some internal assets, such as café and library signage, do not need to include the Charles Sturt University logo. As these assets are displayed within the university environment, it is reasonable for the viewer to assume the offering or communication is provided by Charles Sturt University. If you are unsure if an asset should include the logo, please contact brand@csu.edu.au for advice.

Masterbranded products, programs and services in application



Strategic sub-brands

Strategic sub-brands are aligned to our university strategy and strongly influence our brand reputation.

All strategic sub-brands will follow the logo lock-up format outlined in this document. This will help to reinforce our core offerings, enable us to remain competitive and ensure potential customers can easily navigate to our products, services and programs.

The creation of strategic sub-brands at Charles Sturt University will be recommended by the Associate Director, Brand and Performance Marketing and submitted to the Vice-Chancellor's Leadership Team for approval.

Criteria for strategic sub-brand logo lock-up

- ✓ A major corporate strategic initiative and area of focus for the university.
- ✓ Identified as a key platform to build reputational value around – what we want to be known for.
- ✓ Represents a collection of activities and/or initiatives – not just a one-off product, service or program.
- ✓ It is critical that people (mainly our core customers, students) are able to navigate to these services easily and efficiently.

OR

- ✓ A university business with external clients where it is important for credibility to include a customised mark on communication or to promote the offer.
- ✓ The strategic sub-brand must be either fully owned by Charles Sturt University or an entity permitted to use core masterbrand assets, which would not be able to operate/would not exist if it were not part of the university.

Guidelines for strategic sub-brands

Name

- Strategic sub-brands need a short, ideally one-word, descriptive name.
- Names must stretch across all the activities represented by the strategic sub-brand, e.g. Sustainability (larger idea) rather than Recycling (not encompassing enough).
- Names can be shortened to 'Charles Sturt' when naming social media accounts (e.g. @CharlesSturtSustainability).

Logo

- A strategic sub-brand name will be developed in consultation with the brand team and a new lock-up logo created with the masterbrand logo.

Design and colours

- Must use approved brand templates, including fonts, graphics and colour palette, for all internal and external communication.

Content


- When referring to the strategic sub-brand in body copy, the strategic sub-brand name must be used in full in the first instance, e.g. 'Charles Sturt University Sustainability' and thereafter you may use the shortened name, e.g. 'Sustainability'.

Example



Strategic sub-brand logo construction and usage guidelines

Construction and clear space



  = 20% height of crest in logo

  = 25% height of crest in logo

Minimum sizes (not to scale)



Colours

Please only use strategic sub-brand logos in the following colours shown – light orange, dark orange, black and reverse. See the [Charles Sturt palette](#) for a full breakdown of the colours. Permission to use a different colour must be sought from the brand team by emailing brand@csu.edu.au

Light orange



Dark orange (website only)



Black



White (dark backgrounds only)



Strategic sub-brand logo example

Horizontal format



Left-aligned format



Please only use the logos provided and do not construct the logo yourself.

Variations and exceptions to strategic sub-brands

Wherever possible we avoid variations and exceptions for strategic sub-brands. There may be some scenarios where brand assets are unique to the strategic sub-brand, e.g. an approved alternate logo colour from the brand colour palette, or an approved photography style derived from the brand photography guidelines.

Identifiers

- For some strategic sub-brands, we will consider providing additional supporting options for 'identifiers' based on established convention and known signifiers, e.g. a green colour logo option for Charles Sturt University Sustainability.

Strategic sub-brands in application


Please see [logo placement](#) and [colour](#) guidelines.



The preferred horizontal logo is used, reverse logo and copy is used.



The stacked logo is used, solid colour logo and copy is used.



The horizontal logo is used in small formats, reverse logo and copy is used on green background.

Partnerships

Most Charles Sturt University partnerships allow our brand to stretch further than it could on its own, through association with or endorsement of the partner. Often the partnership is established to create greater access to technology, intellectual property, talent, audiences, geographies, industries, etc.

Our partnerships are likely to be a result of a shared funding model or the venture structure enabling additional funding and resource opportunities.

Criteria for partnership lock-up

- ✓ An entity, group or organisation not fully owned or funded by Charles Sturt University.
- ✓ Contractual obligation exists to show a shared ownership (due to negotiations/funding/minority control).
- ✓ Shared responsibility demonstrates mitigation of risk.
- ✓ Borrows brand equity from the other party to establish further credibility and endorsement in a particular area.

Guidelines for partnerships

Name

- To add context to a partnership, you may add a descriptive line of copy above the logo lock-up. For example, 'An agricultural partnership' or 'A sustainability partnership', etc.

Logo

- The Charles Sturt University logo leads in the line-up of logos where possible. Spacing and formatting must follow the [guidelines](#).

Design and colours

- Templates used will be based on the arrangement with the partner or the joint venture agreement – this includes the choice of fonts, graphics, colour palette, photography, etc.

Descriptive partnership name example

A wellbeing partnership



Partnership lock-up example



Partnership logo guidelines

Construction and clear space

The two logos are centred vertically, separated by a 0.5pt vertical line and the distance either side of the line is usually the width of the featured Charles Sturt University crest. The preferred sizing and format will be considered on a case-by-case basis in consultation with the brand team to ensure the lock-up is visually balanced.



Colours

It is important that all the logos featured on a single piece of collateral are the same colour breakdown, i.e. all versions are full colour or reversed or monochrome.



Logo hierarchy

The Charles Sturt University logo should be featured first in the lock-up. The only exception to this is if Charles Sturt is not the primary partner.

Minimum sizes

The Charles Sturt University logo [minimum size guidelines](#) must be observed when using a partnership lock-up in a design.

A note on standalone entities

Standalone entities do not feature Charles Sturt University branding and are not encouraged as part of our masterbrand-led approach. However, permission for a standalone entity may be granted where the university does not control the end-user experience, there is the possibility of reputational risk, or a sensitivity may exist if the entity overtly signified a relationship with the masterbrand.

Criteria for standalone entities

- ✓ A legal requirement or political sensitivity determines the entity is required to be seen as independent from Charles Sturt University.
- ✓ The entity has significant and well-established recognition and equity in the market – which could potentially be lost by changing its identity.
- ✓ Charles Sturt University doesn't control the entity's end result or product and it poses a risk to our reputation.
- ✓ Alignment to the masterbrand may impede other strategic partnerships or relationships.

Treatment

- ✓ Refer to the entity's specific brand guidelines (not Charles Sturt's brand guidelines).

Permission

- ✓ For permission to create a standalone entity, please contact brand@csu.edu.au



5. Colours


Colour palette

The Charles Sturt University colour palette is made up of a primary and secondary colour palette. The primary palette is predominantly used for Charles Sturt University's corporate communications. The secondary colour palette can be used to accompany the primary palette for broader applications like marketing collateral and campaigns.


Colour values should be kept as is and should not be altered. The correct values should be used for the corresponding application. For example, RGB should be only used on digital applications and not print.

The pink should be used sparingly as an alternative to white or grey. It should always be used with a strong contrasting colour like the light orange, dark green, dark brown or black. Please see next page for colour pairings.


Primary palette



LIGHT ORANGE
R240 G87 B42
#f0572a
CO M73 Y85 KO
PMS 2026C




WHITE
R255 G255 B255
#ffffff
CO MO YO KO




BLACK
R34 G34 B34
#222222
CO MO YO K95
PMS 419C


Secondary palette




PINK
R233 G206 B202
#e9ceca
C1 M17 Y5 KO
PMS 691C




LIGHT BROWN
R199 G184 B160
#c7b8a0
C3 M16 Y20 K9
PMS 4755C




DARK BROWN
R115 G104 B88
#736858
C16 M29 Y38 K53
PMS 7531C



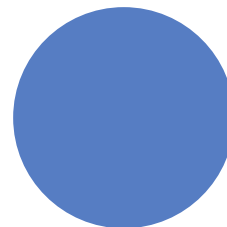
LIGHT GREEN
R81 G150 B116
#519674
C79 M7 Y71 K2
PMS 2417C




DARK GREEN
R14 G58 B50
#0e3a32
C95 M12 Y56 K64
PMS 3302C



DARK BLUE
R34 G41 B68
#222944
C100 M85 Y5 K36
PMS 281C



LIGHT BLUE
R86 G125 B195
#567dc3
C66 M38 YO KO
PMS 2381C



DARK ORANGE
R218 G61 B15
#da3d0f

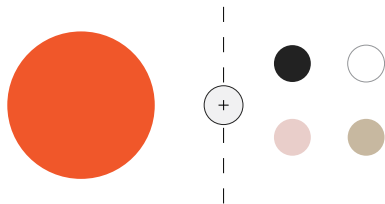
(Accessible orange - website use only)

Colour palette pairing

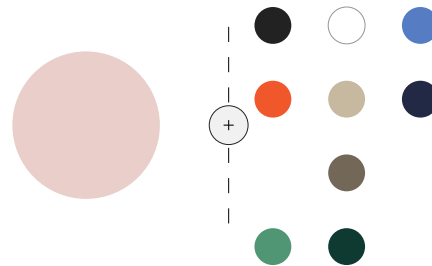
In application, colours are paired to create strong contrasting and complementary colour combinations. The illustrations below show the preferred colour pairs. It is important that the colour pairings are not mixed and matched.

The pairings are predominantly used with the patterns in the graphic language, but can also be a guide to inform which colours are used on coloured backgrounds in application. Colours should only be paired with one other corresponding pair, with the exception of black/white. Black or white can be used to accompany a coloured pair.

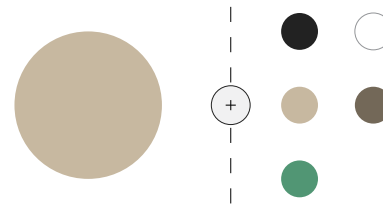
Light orange



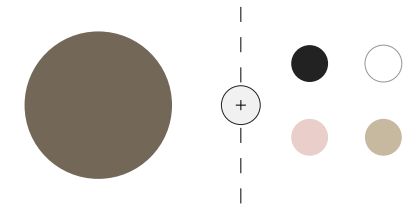
Pink



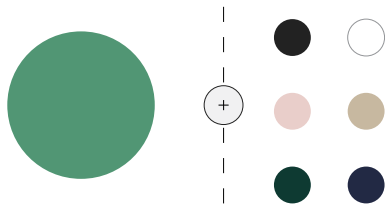
Light brown



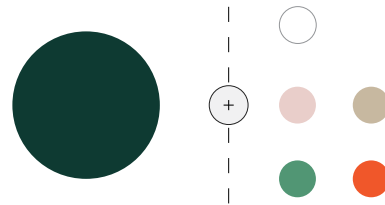
Dark brown



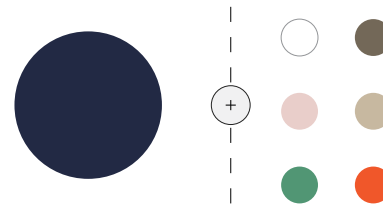
Light green



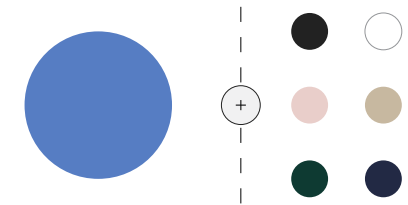
Dark green



Dark blue



Light blue




Step 01
Colour palette



Step 02
Scale, hierarchy and imagery style

Place graphic in



Scaling and cropping



Step 03
Content and refinement

Typsetting content



+



=




Step 04
Simplification and considerations

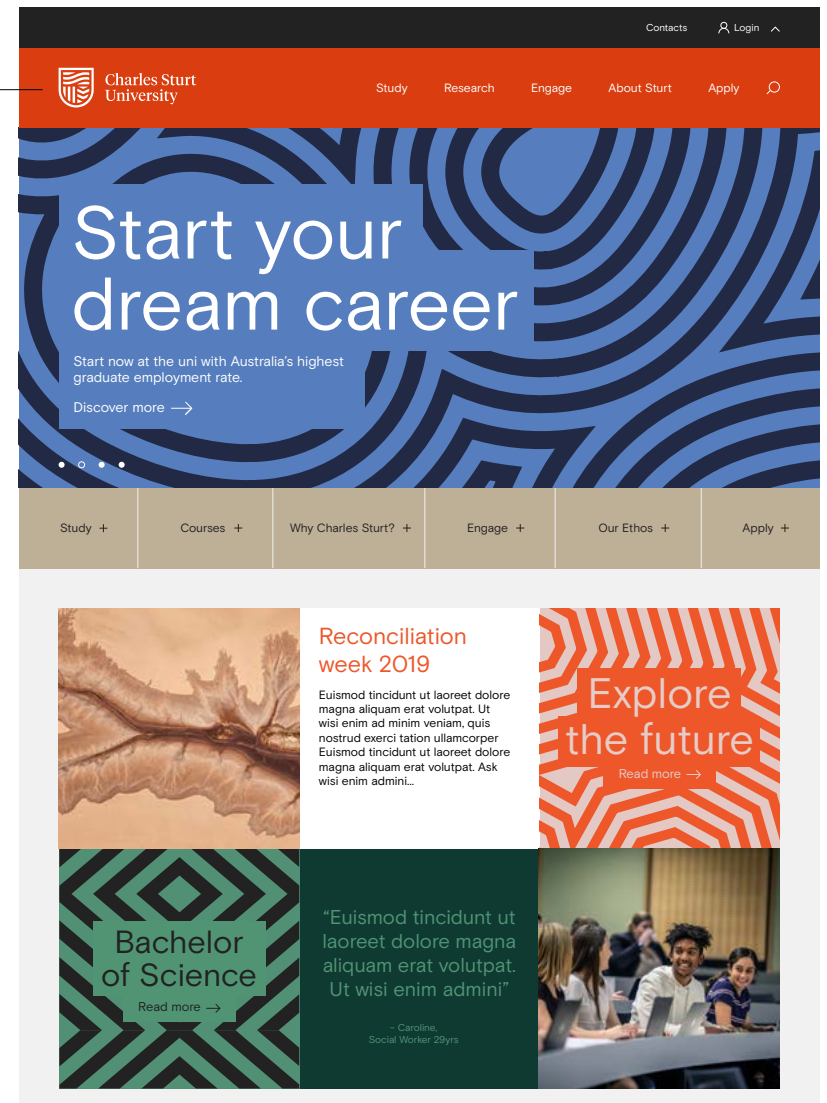
- Consider the size of digital application.
- Consider whether the vertical or horizontal logo is appropriate for application.
- Minimise copy where possible. Succinct information is best.
- Consider the pace and scale of graphics, headlines and imagery.
- Consider use of graphics and toolkit relevant to the application.
- Make sure information hierarchy is correct.
- Minimise type styles.
- Simplify amount of colour.
- Refine hierarchy of type, imagery and graphics.
- Simplify use of design elements on page.
- Use of clear space around content and graphics must be considered carefully.

Restricted colour applications

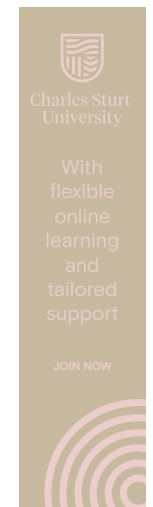
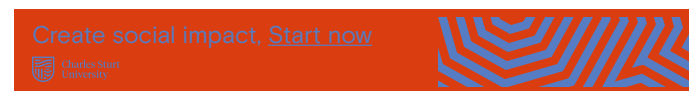


The dark orange is Web Content Accessibility Guidelines 2.0 Level AA compliant when overlaying white text and white logo.



R218 G61 B15
#da3d0f



Incorrect use





6. Typography

Basis
Grotesque
is our official
typeface

Headline typeface

Annotations

- Basis Grotesque can be used in all digital and print application unless specified otherwise.
- Only Basis Grotesque Regular and Medium should be used for communication headline and sub-headline font.
- All headlines are to be set in sentence case.
- Leading on headlines are to be the same as the point size or lower for headlines over 20pt. For example, if a headline is 30pt the leading should be 30pt, if a headline is 180pt the leading should be 160pt.

Headline and sub-headline

Basis Grotesque Regular – primary
ABCDEFGHIJKLMNOPQRSTUVWXYZ
abcdefghijklmnopqrstuvwxyz
0123456789 (,;?+!#)*“\$£%”[\]&@</>

Basis Grotesque Medium – secondary
ABCDEFGHIJKLMNOPQRSTUVWXYZ
abcdefghijklmnopqrstuvwxyz
0123456789 (,;?+!#)*“\$£%”[\]&@</>

Aa Bb Cc
012345

Body copy typeface

Annotations

- Basis Grotesque can be used in all digital and print application unless specified otherwise.
- Only Basis Grotesque regular, italic and bold should be used for communication body copy and caption font.
- Italics are to be used to highlight important information. Bold can be used like this, but very sparingly.

Body copy

Basis Grotesque regular, *italic* and **bold**

ABCDEFGHIJKLM
NOPQRSTUVWXYZ
abcdefghijklm
nopqrstuvwxyz
0123456789

Basis Grotesque
Regular is used as
the primary typeface
for body copy and
captions.

15pt

Nam eumquas aliqui
sitae dolores nonsent
enit omnihit qui que
nonsectio quis reur
remporem quo ilit fuga
cus dolorep eruntisdi

12pt

Puditaque quosandaeria
enditio coreped moleste non
cuptata tenisquod mi, odit
ut dolore sim rest, sum est
venecum acea vel magnis et
rem sequi consent landi *acias*
mossit inihil maiorru ptatas
voluptio preiure.

10pt

Nam eumquas alie nonsectio quis
rer rempit omnihit qui que nonsectio
quis reur remporem quo ilit fuga
cus dolorep eruntis ciissi numet
remquamus et ilibus acepedit, ut
experum res volesseriam quas pm

8pt

Os dent eostius et in estis aborepedi blaboria
que vidunte vitatemporem qui ipsunto verum
iundi doluptaspis eos sequunt et dolori consu
atetur quid magnaten deni odigni velio essius,
vel iundel iustibu saerum atur assit dolupta
ectusaerest eum volorerem assitis modiae.
Eratur solore nihit re pedipsus aliquam, sit

6.5pt

Tur, aspienda ipsaest, corum quasped magnis repero
dias sini dunto cum re recid quis dendae re explitas
dolorem. Mene aliciet resequia quatiatur, volupti onseque
pro et liquid utesequi sequis dolupta quam di alibeaq
uiaspitia consedia dolores tinvell ecatis molorec atibus ant
lab ipiciendit, quaestis dus peribust arior rerum andiora
nitass sequas reporem quam ut alis eos et harchil ipsam

System typeface

Annotations

- Arial is used as a system font for digital applications.

System font

Arial

regular, *italic* and **bold**

ABCDEFGHIJKLM
 NOPQRSTUVWXYZ
 abcdefghijklm
 nopqrstuvwxyz
 0123456789

Arial is only to be used if Basis Grotesque Regular is not supported for body copy and captions.

15pt

Nam eumquas aliqui
 sitae dolores nonsent
 enit omnihit qui que
 nonsectio quis reieur
 remporem quo ilit fuga
cus dolorep eruntisdi

12pt

Puditaque quosandaeria
 enditio coreped moleste non
 cuptata tenisquod mi, odit
 ut dolore sim rest, sum est
 venecum acea vel magnis et
 rem sequi consenit landi acias
*mossit inihil maiorru ptatas
 voluptio preiure.*

10pt

Nam eumquas alie nonsectio quis
 rer rempit omnihit qui que nonsectio
 quis reieur remporem quo ilit fuga
 cus dolorep eruntis ciissi numet
 remquamus et ilibus acepedit, ut
experum res volesseriam quas pm

8pt

Os dent eostius et in estis aborepedi
 blaboria que vidunte vitatemporem qui ipsunto
 verum iundi doluptaspis eos sequunt et dolori
 consu atetur quid magnaten deni odigni velio
 essius, vel iundel iustibu saerum atur assit
 dolupta ectusaerest eum volorerem assitis
modiae. Eratur solore nihit re pedipsus aliquam

6.5pt

Tur, aspienda ipsaest, corum quasped magnis repero
 dias sini dunto cum re rercid quis dendae re explitas
 dolorem. Mene aliciet resequia quatiatur, volupti onseque
 pro et liquid utesequi sequis dolupta quam di alibeaq
 uiaspitia consedia dolores tinvell ecatis molorec atibus ant
 lab ipiciendit, quaestis dus peribust arior rerum andiora
nitas sequas reporem quam ut alis eos et harchil ipsam nos

Typography notes

Annotations

- Typography should be kept as simple as possible.
- Avoid mixing and matching type styles. For example, in a headline italics, bold or underlines should not be used to highlight single words or lines.
- Text should always be in sentence case, never in all caps (e.g. Heading one not HEADING ONE).
- Bold should only be used in copy to highlight certain information and not for major headlines. Bold can be used in subheadings if necessary.
- Italics should only be used in copy to highlight certain information and not for major headlines. Italics can be used in subheadings if necessary.
- Underlines may be used in headlines, but only when it's used on the whole sentence.

Do

Keep typography simple

Use sentence case

Use underlines in headlines

Don't

~~USE ALL CAPS~~

~~Mix *and* *match* type styles~~

~~Use bold in major headlines~~

~~Use italics in major headlines~~

Incorrect use

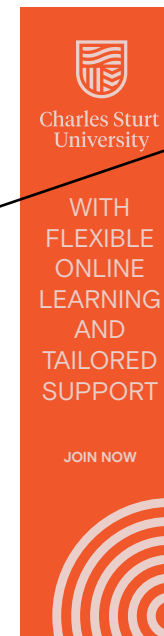

Because the graphic language is quite dynamic, typography should be kept simple when setting. Avoid setting type with too much hierarchy or mixing and matching type styles. For example, in a headline italics, bold or underlines should generally not be used to highlight single words or lines. The underline may be used in headlines, but only when it's used on the whole sentence.

Uppercase should only be used for 'Call to Action' and not for major headlines.

Bold should only be used in body copy to highlight certain information and not for major headlines.


Italics should only be used in body copy to highlight certain information and not for major headlines.

Do not mix and match type styles to try and highlight certain words or lines. This should only be done in long-form body copy when needed.




Typography examples

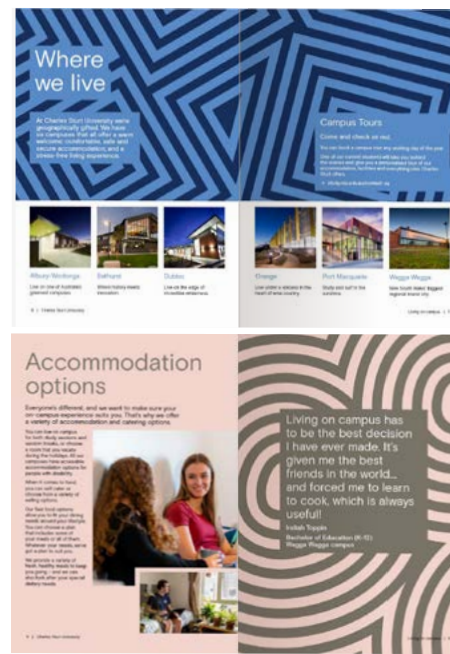
Vertical centre-aligned logo with Basis Grotesque regular for headline.



Left-aligned crest with detached wordmark. Basis Grotesque regular for headline copy.



Basis Grotesque regular for headlines and body copy.



Crest with detached centred crest and wordmark. Basis Grotesque regular font as headline copy.



7. Graphic language

Primary graphic language

The Charles Sturt University primary graphic language is made up of a suite of concentric patterns based on six core shapes, including a square, rectangle, circle, octagon and two organic shapes. Underneath these core shapes are six pattern variations to suit different design applications.

Use of the graphic language is restricted to approved designers. If you would like to request access, please email brand@csu.edu.au

Square



Rectangle



Circle



Octagon



Organic 01



Organic 02

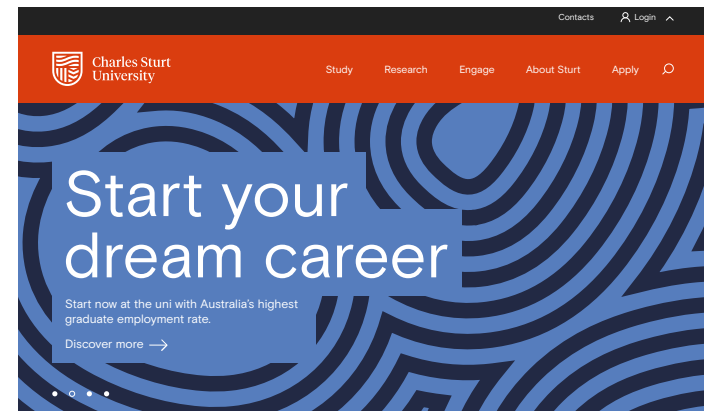


Secondary graphic language — text holding box

A content holding device that allows us to place the logo and text within a safe and highly visible area over the dynamic and lively graphic language. The box should wrap to the text.

Framing examples

Let's create a world worth living in



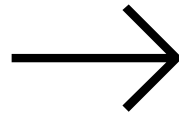
Find your purpose

Secondary graphic language – supporting graphics

Web arrow

The arrow is used to indicate a web address. It should be used in calls to action rather than in body text as per the examples to the right.

Icon



Correct use

Register now
→ study.csu.edu.au


Incorrect use

~~The winner will be drawn on 14 December 2022 at 2.00pm AEST and will be contacted by mobile. By completing and submitting this form, you are agreeing to the terms below. For more information visit → [about.csu.edu.au/our-university/publications-policy/legal](#) You can opt out at any time.~~


Other

To the right is an overview of additional secondary graphic language devices.

Holding graphic - solid box



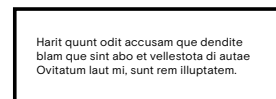
Holding graphic - photography keyline box




Button/header styles



Supporting text graphics



Keyline styles



Page number styles



Design examples





8. Iconography

Iconography overview


Iconography is a visual language, used to help audiences navigate through content quickly and easily. It breaks up long blocks of text and highlights important information. It's particularly effective as it transcends language barriers.

Our style

Our iconography reflects our brand – it's clear, informative and easily understood.

Icons are created in an 'outline' style which has a combination of geometric linework and angular corners. This flexible style makes it possible to illustrate multiple complex, and sometimes abstract, concepts in a uniform way.

The creation of new icons is a technical process and must follow the Charles Sturt style. For this reason iconography should only be designed and implemented by experienced designers.



Usage

There are some basic rules to follow when using our iconography.

Do

- Use icons to show hierarchy of content and draw attention to key information.
- Use icons only in our approved corporate colours.
- Use light icons on a dark background.
- Use dark icons on a light background.

Don't

- Designate or develop icons to exclusively identify particular areas of the university, much in the way a logo would. Our icons can be used across multiple channels by multiple areas of the university.
- Overuse icons. They should be used sparingly to draw the viewer's eye.
- Stretch icons.
- Overlap icons.

Iconography as a feature illustration

Occasionally it may be appropriate to use our supplementary icons as large feature illustrations, rather than smaller, navigation based icons. This approach should be used sparingly, in consultation with the brand team.

Permission

Permission must be sought from the brand team to access, use or develop iconography by emailing brand@csu.edu.au

Career area icons

Career area icons are classification and wayfinding devices.



Agriculture and wine sciences



Allied health and pharmacy



Animal and veterinary sciences



Business



Christian theology and ministry



Communication and creative industries



Dentistry and oral health



Engineering



Environmental sciences



Exercise and sports sciences



Humanities, social work and human services



Information and library studies



Information technology, computing and mathematics



Islamic and Arabic studies



Medical and health sciences



Medicine



Nursing, midwifery and Indigenous health



Pathway and preparation courses



Policing, law, security, customs and emergency management



Psychology



Science



Teaching and education

Values icons

Always ensure the values icon and the accompanying text are the same colour, e.g. the owl icon and the word 'Insightful' should always be the same colour. When icons are presented side by side ensure all icons are the same colour.

Simple version



Inspiring



Impactful



Inclusive

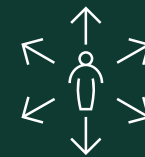


Insightful

Subtext version



Inspiring
Leading for
the future



Impactful
Outcome driven



Inclusive
Stronger together



Insightful
Understanding people
and the world

Social and contact icons

Social icons are an engaging, space-saving and easily identifiable way to convey contact information.



Insight



Facebook



Twitter



Youtube



Instagram



Snapchat



Linkedin



TikTok



Phone



Web



Email

Miscellaneous icons

The icons on the right are examples from our icon library.



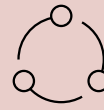
Beverage



Food



Food



Cooperation



Support



Question



Information



Students



Engagement



Location



Security



Idea / amenities



Wifi



Team



Maintenance



Finances



Travel



Furnishings



Scholarship



Apparel



Transport



Targeted



Finances



Photography



Search



Approved



Presentation



Graduation

The background features a complex, abstract geometric pattern composed of multiple layers of concentric, irregular lines. The lines are rendered in various shades of beige and tan, creating a sense of depth and movement. The pattern is dense and fills the entire frame, with some areas appearing more prominent than others due to the layering.

9. Photography

- We aim to capture the idea of human impact and portray real human stories.
- We have focused on an authentic reportage, documentary style of photography.
- Contrasting, very close up and connecting human images against expansive environments from above.
- Capturing an active moment of human impact.

Photography style

Portraiture



Course themes




Campus/facilities



Human impact stories (reportage imagery)



Landscapes/nature



Portraiture

Shots must be a mix of portrait and landscape formats, and both should be able to be cropped.

Annotations

- Caught in real and relevant environments
- People collaborating
- Wide demographic and ethnic diversity
- Relaxed natural expression
- Warm light and tones
- Short depth of field
- Connecting and engaging
- Authentic
- Reportage style

01



02



03



04



Course themes

Shots must be a mix of portrait and landscape formats, and both should be able to be cropped.

Annotations

- Caught in real and relevant environments
- Real equipment and technology
- People collaborating
- Wide demographic and ethnic diversity
- Relaxed natural expression
- Warm light and tones
- Connecting and engaging
- Authentic
- Reportage style

01



02



03



04



Campus/ facilities

Annotations

- Caught in real and relevant environments
- People featured among architecture and equipment
- Wide demographic and ethnic diversity
- Relaxed natural expression
- Warm light and tones
- Connecting and engaging
- Authentic
- Reportage style

Shots must be a mix of portrait and landscape formats, and both should be able to be cropped.

01



02



03



04



Human impact stories

Shots must be a mix of portrait and landscape formats, and both should be able to be cropped.

Annotations

- People collaborating
- Wide demographic and ethnic diversity
- Relaxed natural expression
- Warm light and tones
- Connecting and engaging
- Authentic
- Reportage style

01



02



03



04



Aerials/ landscapes

Shots must be a mix of portrait and landscape formats, and both should be able to be cropped.

Annotations

- Authentic places
- Include people where possible
- Aerial shots
- Warm light and tones

01



02



03



04



The background is a solid orange color with a complex, abstract pattern of concentric, wavy lines. These lines form a series of overlapping, irregular shapes that resemble stylized waves or a topographical map. The lines are in various shades of orange, creating a sense of depth and movement. In the bottom right corner, there is a dark orange rectangular box containing the text "10. Videography" in white.

10. Videography

Watermark

Annotations

Watermark

- White crest from the Charles Sturt logo.
- Positioned in the bottom right corner of the video.
- 70 per cent opacity.
- Fade the shield out as the video moves into the end frame.

Watermark



Titles

Annotations

Titles

- Basis Grotesque or Arial regular font.
- Centred to the screen.
- Text enters the frame as a feather fade from left of copy.
- A subtle drop shadow can be added to increase contrast against a busy background.

Intro titles



Captions

Annotations

Captions

- Basis Grotesque or Arial medium, with an approximate font size of 45px.
- Should include the full name, title or course of the person being interviewed.
- Text enters the frame as a feather fade from left of copy.
- A subtle drop shadow can be added to increase contrast against a busy background.

[Here is an example](#)

Captions



End frames

Annotations

End frame option A

1. The white crest from the Charles Sturt logo feather fades into the centre of the frame over the footage.
2. The Charles Sturt University text then comes in as a feather fade from left of copy, behind the crest as the crest moves to the left of frame.
3. The footage behind the logo blurs as the full logo remains for two seconds.
4. The logo remains for two seconds. As the background fades to black, the logo fades out.

[Here is an example](#)

End frame option B

1. The footage dissolves to a solid orange (R218 G61 B15).
2. The white crest from the Charles Sturt logo feather fades into the centre of the frame over the footage.
3. The Charles Sturt University text then comes in as a feather fade from left of copy, behind the crest as the crest moves to the left of frame.
4. The logo remains for two seconds. As the background fades, the logo fades out.

[Here is an example](#)

Endframe A - image overlay



Endframe B - colour



Exclusions

Annotations

Video call to action (CTA)

Do not incorporate CTAs into the video. This is to ensure the longevity of the video is not affected by a change to the CTA or the video only being useful for one purpose. The CTA can be included with the accompanying copy to the video.


Do not include calls to action



Startframes

Do not incorporate a logo startframe into the video; move straight into the content of the video.

Do not include start frames





11. Social media

Overview



The university has six central social media channels: Facebook, LinkedIn, Twitter, Instagram, SnapChat and YouTube, as well as 300 sub accounts. These guidelines ensure the look and feel of our social media presence is cohesive and uniquely Charles Sturt.

Writing for social media

Platform specifics

Generally, our content on social media is lively, casual and conversational. However, the audience on each platform influences how we write (within the framework of our brand [tone of voice](#)).



Instagram is warm, humorous and conversational.



Facebook's tone of voice is adaptable depending on a number of variables, including audience. As a general rule it is informal and conversational. However, if it is used to communicate a crisis or serious issue, the tone of voice should reflect that (but still use plain language in the first person). Facebook can also accommodate longer articles and stories that require a tone of voice to be aligned to the topic, which may be serious, uplifting, heartfelt or aspirational.



LinkedIn is a friendly, professional space with a warm and intelligent tone of voice respectful of the depth of the concepts and the alumni feedback and stories shared.



Twitter's tone of voice is light, relaxed, newsy and provides a quick call to action.



Snapchat is our student voice: the content is image-focused with fun, short and chatty callouts or hashtags. The tone of voice reflects the student experience of life at uni.

Point of view

Writing for social is always in the first person.

- ✓ We're thrilled to welcome our newest students!
- ✗ ~~Charles Sturt is thrilled to welcome its newest students.~~

Spelling and grammar

Spelling and grammar must be correct. However, the goal of communicating through social media channels is to create and nurture a community. On our social channels, we speak the language of our communities. So, where appropriate we can be a little 'looser' in our language, e.g.:

- ✓ incorporating slang and text speak into our content
- ✓ using numbers instead of numerals
- ✓ using emojis.

Social branding

Annotations

Profile pictures

- Profile pictures are always the Charles Sturt crest on a background using a colour from our corporate palette.
- Ensure there is ample space around the crest as per the example to the right.

Posts

- If appropriate to the audience and subject matter, the Charles Sturt crest can be subtly applied to a post as per the example to the right. Positioning is dependent on the post.
- The crest does not have to appear on all social posts. This is to avoid the posts looking too corporate or sponsored.
- The full logo should not be used on social posts, with the exception of endframes on official videos.
- Avoid featuring anything that conflicts with the Charles Sturt brand attributes, e.g. offensive graffiti, single use coffee cups, etc.

Profile picture




A Facebook post featuring the crest



A Facebook post with no brand overlay



An Instagram post with no brand overlay



A Facebook post with no brand overlay



A LinkedIn post with no brand overlay

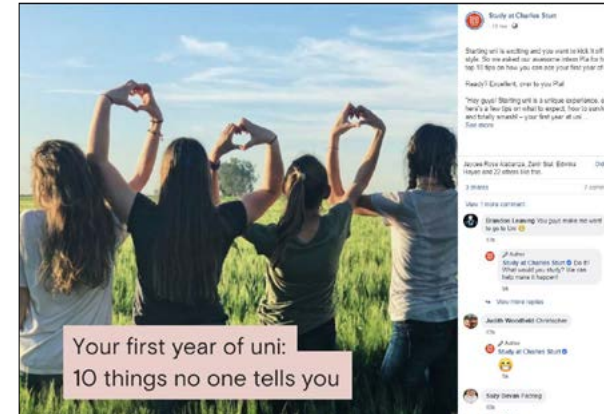


Social photography

Annotations

- Must be clear, focused and of high quality.
- Check all photos to ensure no old branding or offensive elements are featured in the background.
- Where possible, take new photos of staff and students rather than using old shots.
- Stock photos must follow the [photography guidelines](#)
- Photos of current staff and students should be taken in and around the modern facilities on campus, ideally involved in a relevant activity.

Examples of social posts utilising photography



Social videography

Annotations

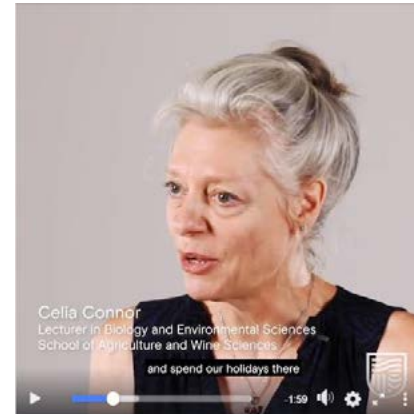
Videos

- Must adhere to the [videography guidelines](#)
- Use staff and students who are engaging on screen.
- Film in and around our modern facilities on campus. Avoid featuring office spaces as they do not present well on screen.
- Video created specifically for social channels should be done in consultation with the central social media team, or with a social media officer, for advice on best practice.
- Endorsed and official videos should feature the watermark and endframe as per the [videography guidelines](#). User-generated content should avoid this to appear more organic.
- All videos must be evaluated for brand compliance by emailing to brand@csu.edu.au prior to upload.


Example of a Facebook post utilising videography



Social video watermark



Social video end frames



Creating social media posts: brand checklist

Annotations

For information regarding the Charles Sturt social strategy, platform breakdowns, content recommendations, sizing specifications, policies and processes, visit news.csu.edu.au/contact-us/staff or email social@csu.edu.au

Content

Have you:

- written according to tone of voice?
- written for your specific audience, subject matter and channel? Remember that creating content for Year 12 HSC students on Instagram will be a lot more relaxed and fun than a post on LinkedIn detailing our research success.
- conversed with your audience, rather than talking 'at' them?
- used 'we' rather than Charles Sturt where applicable?
- triple checked your spelling, grammar and punctuation?

Design

Have you:

- checked posts adhere to current sizing recommendations?
- checked that any featured logo or crest follows our social branding guidelines?
- ensured fonts are either Basis Grotesque or Arial?
- ensured colours are taken from our corporate palette?
- checked any photography follows our social photography guidelines?
- checked any videography follows our social videography guidelines?
- sent any videography to brand@csu.edu.au prior to upload for compliance?



12. Print specs

Paper stock

Annotations

The paper stocks shown here are recommended for mass printing (economy stock) and for special items (premium stock). For most products an uncoated stock is preferred for a tactile finish.

Testing of paper stocks and weights was conducted to compare results for best colour and image reproduction.

The selected paper stocks performed best in reproducing the Charles Sturt University colour palette in PMS and CMYK. Image reproduction was also tested. The selected stocks are the cleanest and brightest of all stocks tested.

The narrowing and standardising of the paper stock range may benefit Charles Sturt University in economy bulk buying.

Charles Sturt University purchases and uses paper responsibly; we support the procurement of paper and print materials which have been endorsed by the Forestry Stewardship Council (FSC).



Economy Stock

Ball & Doggett
Grange Board

ballanddoggett.com.au/brands/grange-board/

Usage:

Booklets
Postcards
Posters
Flyers

Suggested weights:

Booklet cover: 300gsm
Booklet interior pages: 115gsm, 140gsm
Postcards: 300gsm
Posters: 200gsm
Flyers: 110gsm or 200gsm

Premium Stock

Ball & Doggett
Knight Smooth White

ballanddoggett.com.au/brands/knight-smooth-digital/

Usage:

Ceremonial documents
Official documents
Business cards

Suggested weights:

Ceremonial documents: 225gsm Smooth
Official documents: 225gsm Smooth
Business cards: 350gsm

Coated Stock

Ball & Doggett
Silk-HD Gloss

ballanddoggett.com.au/brands/silk-hd-gloss/

Spicers
Pacesetter Gloss

spicers.com.au/index.asp?menuid=120.010.010&art_id=319

Usage:

Booklets
Postcards
Posters
Flyers

Suggested weights:

Booklet cover: 300gsm
Booklet interior pages: 128gsm, 150gsm
Postcards: 300gsm
Posters: 170gsm
Flyers: 150gsm or 210gsm

Specialty Stock

Ball & Doggett
Conqueror Wove Brilliant White

ballanddoggett.com.au/brands/conqueror-wove/

Usage:

Testamurs

Suggested weights:

Testamurs: 220gsm

